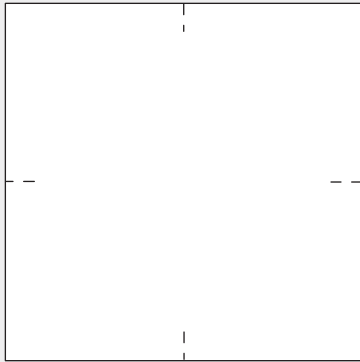


Flag of Switzerland

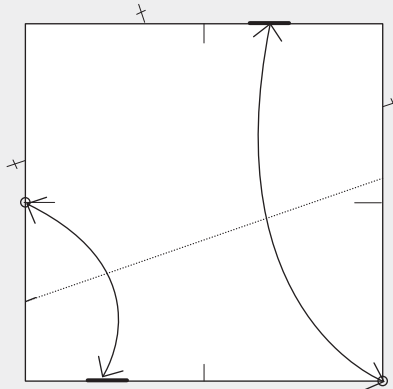
© Gilad Aharoni (Israel / IA) 2010

Simple

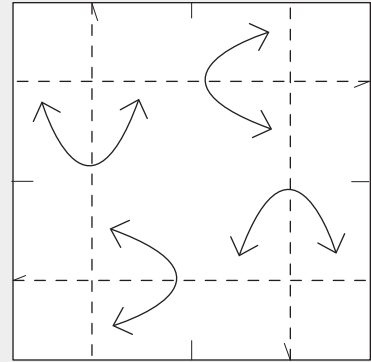
A 15cm (6 inch) square makes a 8.5cm (3.5 inch) wide model.



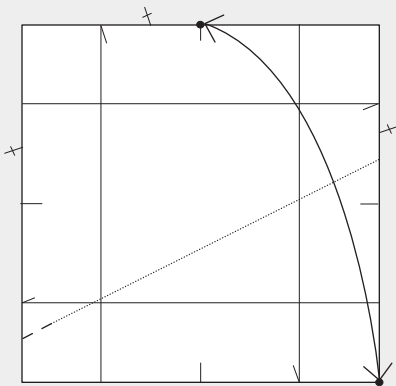
1. Mark centers of edges with small pinches.



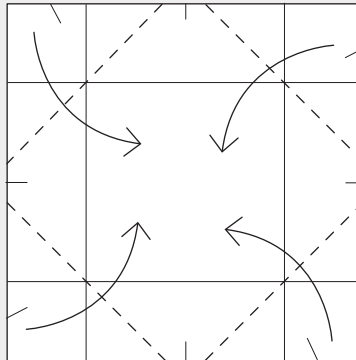
2. Crease very lightly, connecting the bottom edge with the mark on the left, and the bottom-right corner with the top edge. Mark only the left edge. Repeat on the 3 other sides.



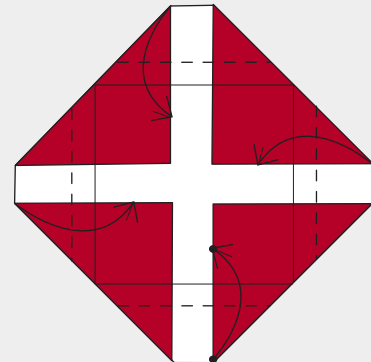
3. Valley-fold and unfold.




4. Bring bottom-right corner to the center of the top edge. Only pinch on the left and unfold. Repeat on the 3 other sides.




5. 4 valley-folds.



6. Valley-fold edges to pinch-marks.



7. 4 mountain-folds.



Flag of Switzerland